

Data Warehousing & On-Line Analytical Processing

Erwin M. Bakker & Stefan Manegold

<https://homepages.cwi.nl/~manegold/DBDM/>
<http://liacs.leidenuniv.nl/~bakkerem2/dbdm/>


s.manegold@liacs.leidenuniv.nl
e.m.bakker@liacs.leidenuniv.nl

Databases and Data Mining 2018



3

Chapter 4: Data Warehousing and On-line Analytical Processing

- Data Warehouse: Basic Concepts 
- Data Warehouse Modeling: Data Cube and OLAP
- Data Warehouse Design and Usage
- Data Warehouse Implementation
- Summary

What is a Data Warehouse?

- Defined in many different ways, but not rigorously
 - A decision support database that is maintained **separately** from the organization's operational database
 - Support **information processing** by providing a solid platform of consolidated, historical data for analysis
 - "A data warehouse is a **subject-oriented**, **integrated**, **time-variant**, and **nonvolatile** collection of data in support of management's decision-making process."—W. H. Inmon
- Data warehousing:
 - The process of constructing and using data warehouses

Data Warehouse—Subject-Oriented

- Organized around major subjects, such as **customer, product, sales**
- Focusing on the modeling and analysis of data for decision makers, not on daily operations or transaction processing
- Provide a **simple and concise** view around particular subject issues by **excluding data that are not useful in the decision support process**

Data Warehouse—Integrated

- ❑ Constructed by integrating multiple, heterogeneous data sources
 - ❑ relational databases, flat files, on-line transaction records
- ❑ Data cleaning and data integration techniques are applied.
 - ❑ Ensure consistency in naming conventions, encoding structures, attribute measures, etc. among different data sources
 - ❑ Ex. Hotel price: differences on currency, tax, breakfast covered, and parking
 - ❑ When data is moved to the warehouse, it is converted

Data Warehouse—Time Variant

- ❑ The time horizon for the data warehouse is significantly longer than that of operational systems
 - ❑ Operational database: current value data
 - ❑ Data warehouse data: provide information from a historical perspective (e.g., past 5-10 years)
- ❑ Every key structure in the data warehouse
 - ❑ Contains an element of time, explicitly or implicitly
 - ❑ But the key of operational data may or may not contain “time element”

Data Warehouse—Nonvolatile

- ❑ Independence
 - ❑ A **physically separate store** of data transformed from the operational environment
- ❑ Static: Operational **update of data does not occur** in the data warehouse environment
 - ❑ Does not require transaction processing, recovery, and concurrency control mechanisms
 - ❑ Requires only two operations in data accessing:
 - ❑ *initial loading of data* and *access of data*

OLTP vs. OLAP

- ❑ OLTP: Online transactional processing
 - ❑ DBMS operations
 - ❑ Query and transactional processing
- ❑ OLAP: Online analytical processing
 - ❑ Data warehouse operations
 - ❑ Drilling, slicing, dicing, etc.

	OLTP	OLAP
users	clerk, IT professional	knowledge worker
function	day-to-day operations	decision support
DB design	application-oriented	subject-oriented
data	current, up-to-date detailed, flat relational isolated	historical, summarized, multidimensional integrated, consolidated
usage	repetitive	ad-hoc
access	read/write index/hash on prim. key	lots of scans
unit of work	short, simple transaction	complex query
# records accessed	tens	millions
# users	thousands	hundreds
DB size	100MB-GB	100GB-TB
metric	transaction throughput	query throughput, response

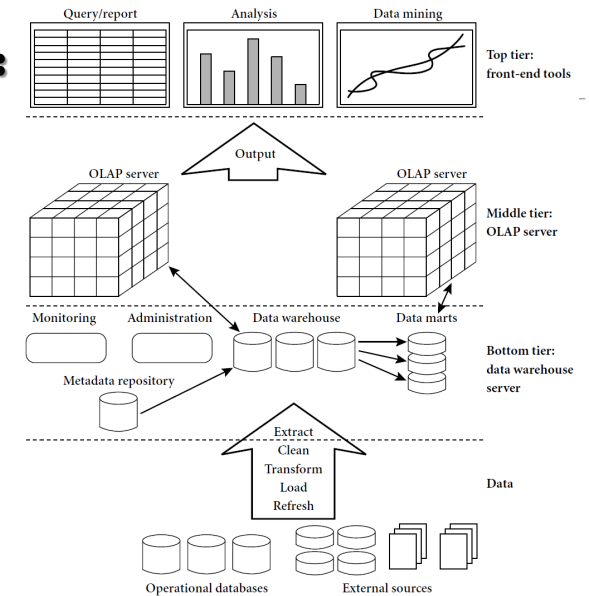
Why a Separate Data Warehouse?

- ❑ High performance for both systems
 - ❑ DBMS— tuned for OLTP: access methods, indexing, concurrency control, recovery
 - ❑ Warehouse—tuned for OLAP: complex OLAP queries, multidimensional view, consolidation
- ❑ Different functions and different data:
 - ❑ [missing data](#): Decision support requires historical data which operational DBs do not typically maintain
 - ❑ [data consolidation](#): DS requires consolidation (aggregation, summarization) of data from heterogeneous sources
 - ❑ [data quality](#): different sources typically use inconsistent data representations, codes and formats which have to be reconciled
- ❑ Note: There are more and more systems which perform OLAP analysis directly on relational databases

10

Data Warehouse: A Multi-Tiered Architecture

- ❑ Top Tier: Front-End Tools
- ❑ Middle Tier: OLAP Server
- ❑ Bottom Tier: Data Warehouse Server
- ❑ Data



11

Three Data Warehouse Models

- ❑ **Enterprise warehouse**
 - ❑ Collects all of the information about subjects spanning the entire organization
- ❑ **Data Mart**
 - ❑ A subset of corporate-wide data that is of value to a specific groups of users
 - ❑ Its scope is confined to specific, selected groups, such as marketing data mart
 - ❑ Independent vs. dependent (directly from warehouse) data mart
- ❑ **Virtual warehouse**
 - ❑ A set of views over operational databases
 - ❑ Only some of the possible summary views may be materialized


12

Extraction, Transformation, and Loading (ETL)

- ❑ **Data extraction**
 - ❑ get data from multiple, heterogeneous, and external sources
- ❑ **Data cleaning**
 - ❑ detect errors in the data and rectify them when possible
- ❑ **Data transformation**
 - ❑ convert data from legacy or host format to warehouse format
- ❑ **Load**
 - ❑ sort, summarize, consolidate, compute views, check integrity, and build indices and partitions
- ❑ **Refresh**
 - ❑ propagate the updates from the data sources to the warehouse

13

Chapter 4: Data Warehousing and On-line Analytical Processing

- Data Warehouse: Basic Concepts
- Data Warehouse Modeling: Data Cube and OLAP 
- Data Warehouse Design and Usage
- Data Warehouse Implementation
- Summary

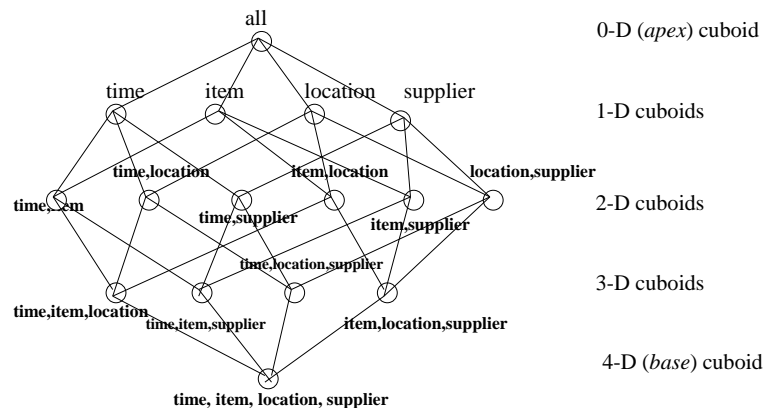
15

From Tables and Spreadsheets to Data Cubes

- A **data warehouse** is based on a multidimensional data model which views data in the form of a data cube
- A data cube, such as sales, allows data to be modeled and viewed in multiple dimensions
 - **Dimension tables**, such as item (item_name, brand, type), or time(day, week, month, quarter, year)
 - **Fact table** contains **measures** (such as dollars_sold) and keys to each of the related dimension tables
- **Data cube**: A lattice of cuboids
 - In data warehousing literature, an n-D base cube is called a **base cuboid**
 - The top most 0-D cuboid, which holds the highest-level of summarization, is called the **apex cuboid**
 - The lattice of cuboids forms a **data cube**.

16

Data Cube: A Lattice of Cuboids



17

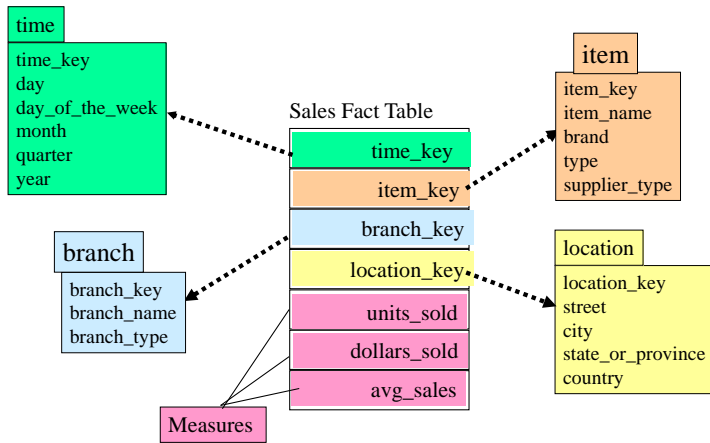
17

Conceptual Modeling of Data Warehouses

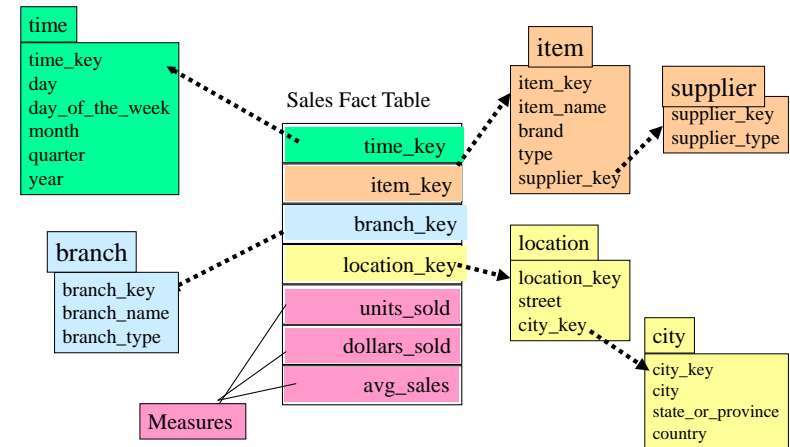
- Modeling data warehouses: dimensions & measures
 - **Star schema**: A fact table in the middle connected to a set of dimension tables
 - **Snowflake schema**: A refinement of star schema where some dimensional hierarchy is normalized into a set of smaller dimension tables, forming a shape similar to snowflake
 - **Fact constellations**: Multiple fact tables share dimension tables, viewed as a collection of stars, therefore called **galaxy schema** or fact constellation

18

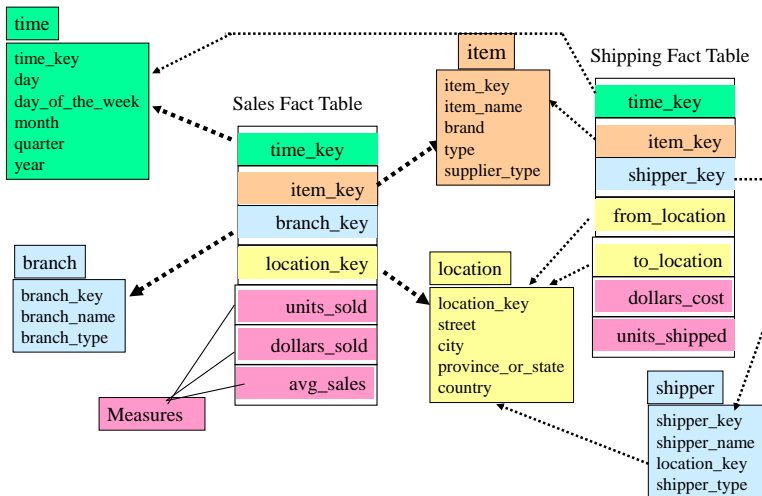
Star Schema: An Example



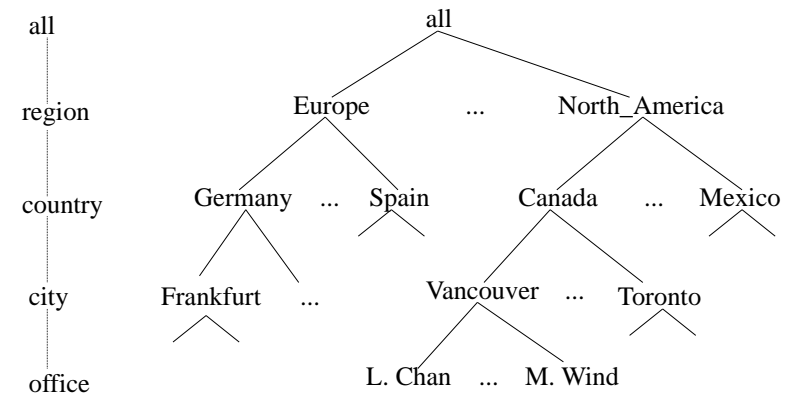
Snowflake Schema: An Example



Fact Constellation: An Example



A Concept Hierarchy for a Dimension (location)



Data Cube Measures: Three Categories

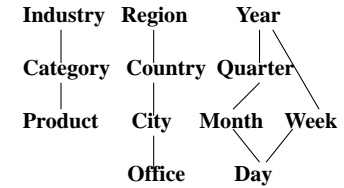
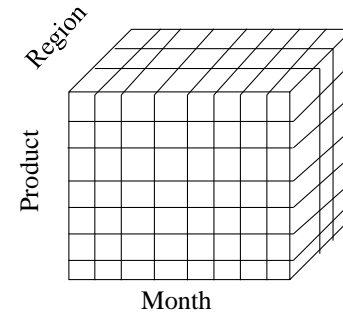
- **Distributive**: if the result derived by applying the function to n aggregate values is the same as that derived by applying the function on all the data without partitioning
 - E.g., count(), sum(), min(), max()
- **Algebraic**: if it can be computed by an algebraic function with M arguments (where M is a bounded integer), each of which is obtained by applying a distributive aggregate function
 - $avg(x) = sum(x) / count(x)$
 - Is min_N() an algebraic measure? How about standard_deviation()?
- **Holistic**: if there is no constant bound on the storage size needed to describe a subaggregate.
 - E.g., median(), mode(), rank()

23

Multidimensional Data

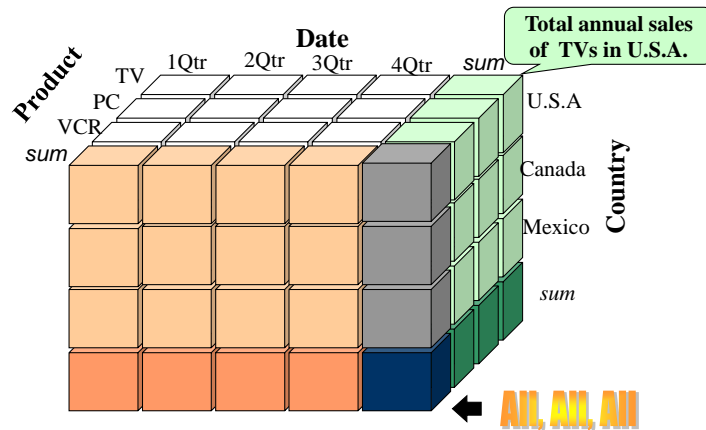
- Sales volume as a function of product, month, and region

Dimensions: *Product, Location, Time*
Hierarchical summarization paths



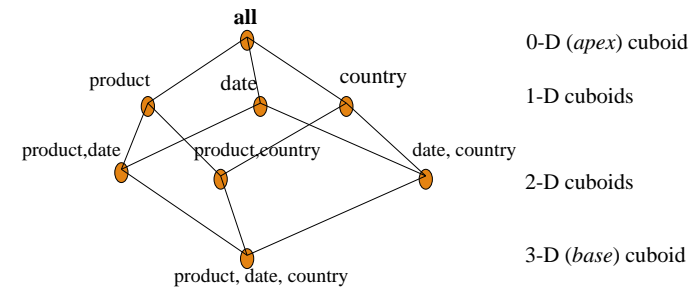
25

A Sample Data Cube



26

Cuboids Corresponding to the Cube



0-D (*apex*) cuboid

1-D cuboids

2-D cuboids

3-D (*base*) cuboid

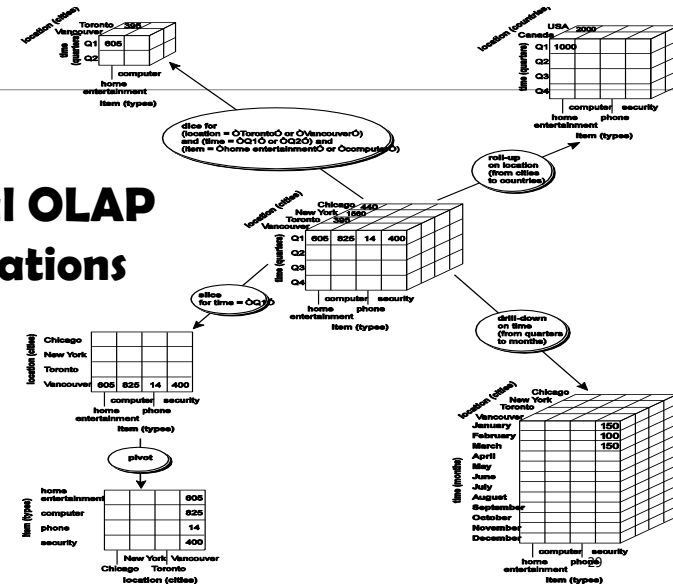
27

Typical OLAP Operations

- ❑ Roll up (drill-up): summarize data
 - ❑ by climbing up hierarchy or by dimension reduction
- ❑ Drill down (roll down): reverse of roll-up
 - ❑ from higher level summary to lower level summary or detailed data, or introducing new dimensions
- ❑ Slice and dice: project and select
- ❑ Pivot (rotate):
 - ❑ reorient the cube, visualization, 3D to series of 2D planes
- ❑ Other operations
 - ❑ Drill across: involving (across) more than one fact table
 - ❑ Drill through: through the bottom level of the cube to its back-end relational tables (using SQL)

28

Typical OLAP Operations



29

Chapter 4: Data Warehousing and On-line Analytical Processing

- ❑ Data Warehouse: Basic Concepts
- ❑ Data Warehouse Modeling: Data Cube and OLAP
- ❑ Data Warehouse Design and Usage
- ❑ Data Warehouse Implementation
- ❑ Summary

32

Design of Data Warehouse: A Business Analysis Framework

- ❑ Four views regarding the design of a data warehouse
 - ❑ Top-down view
 - ❑ allows selection of the relevant information necessary for the data warehouse
 - ❑ Data source view
 - ❑ exposes the information being captured, stored, and managed by operational systems
 - ❑ Data warehouse view
 - ❑ consists of fact tables and dimension tables
 - ❑ Business query view
 - ❑ sees the perspectives of data in the warehouse from the view of end-user

33

Data Warehouse Design Process

- ❑ **Top-down, bottom-up approaches or a combination** of both
 - ❑ Top-down: Starts with overall design and planning (mature)
 - ❑ Bottom-up: Starts with experiments and prototypes (rapid)
- ❑ **From software engineering point of view**
 - ❑ Waterfall: structured and systematic analysis at each step before proceeding to the next
 - ❑ Spiral: rapid generation of increasingly functional systems, short turn around time, quick turn around
- ❑ **Typical data warehouse design process**
 - ❑ Choose a business process to model, e.g., orders, invoices, etc.
 - ❑ Choose the *grain* (*atomic level of data*) of the business process
 - ❑ Choose the dimensions that will apply to each fact table record
 - ❑ Choose the measure that will populate each fact table record

34

Data Warehouse Usage

- ❑ Three kinds of data warehouse applications
 - ❑ **Information processing**
 - ❑ supports querying, basic statistical analysis, and reporting using crosstabs, tables, charts and graphs
 - ❑ **Analytical processing**
 - ❑ multidimensional analysis of data warehouse data
 - ❑ supports basic OLAP operations, slice-dice, drilling, pivoting
 - ❑ **Data mining**
 - ❑ knowledge discovery from hidden patterns
 - ❑ supports associations, constructing analytical models, performing classification and prediction, and presenting the mining results using visualization tools


35

From On-Line Analytical Processing (OLAP) to On Line Analytical Mining (OLAM)

- ❑ Why online analytical mining?
 - ❑ High quality of data in data warehouses
 - ❑ DW contains integrated, consistent, cleaned data
 - ❑ Available information processing structure surrounding data warehouses
 - ❑ ODBC, OLEDB, Web accessing, service facilities, reporting and OLAP tools
 - ❑ OLAP-based exploratory data analysis
 - ❑ Mining with drilling, dicing, pivoting, etc.
 - ❑ On-line selection of data mining functions
 - ❑ Integration and swapping of multiple mining functions, algorithms, and tasks

36

Chapter 4: Data Warehousing and On-line Analytical Processing

- ❑ Data Warehouse: Basic Concepts
- ❑ Data Warehouse Modeling: Data Cube and OLAP
- ❑ Data Warehouse Design and Usage
- ❑ Data Warehouse Implementation 
- ❑ Summary

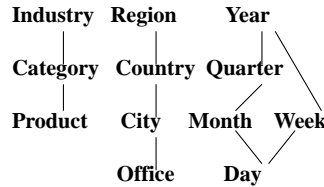
37

Efficient Data Cube Computation

- Data cube can be viewed as a lattice of cuboids
 - The bottom-most cuboid is the base cuboid
 - The top-most cuboid (apex) contains only one cell
 - How many cuboids in an n-dimensional cube with L levels?
- Materialization of data cube
 - Full materialization:** Materialize every (cuboid)
 - No materialization:** Materialize none (cuboid)
 - Partial materialization:** Materialize some cuboids
 - Which cuboids to materialize?
 - Selection based on size, sharing, access frequency, etc.

Why this formula?

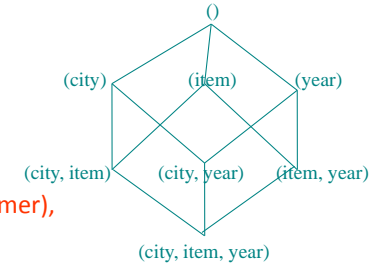
$$T = \prod_{i=1}^n (L_i + 1)$$



The "Compute Cube" Operator

- Cube definition and computation in DMQL
 - `define cube sales [item, city, year]: sum (sales_in_dollars)`
 - `compute cube sales`
- Transform it into a SQL-like language (with a new operator `cube by`, introduced by Gray et al.'96)


```
SELECT item, city, year, SUM (amount)
FROM SALES
CUBE BY item, city, year
```
- Need compute the following Group-Bys
 - `(date, product, customer)`,
 - `(date, product), (date, customer), (product, customer)`,
 - `(date), (product), (customer)`
 - `()`



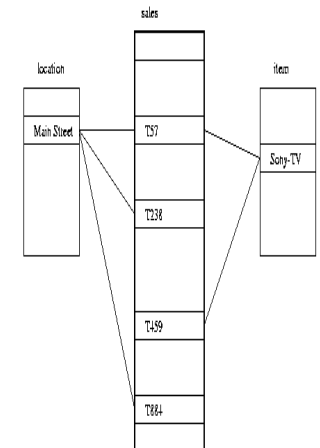
Indexing OLAP Data: Bitmap Index

- Index on a particular column
 - Each value in the column has a bit vector: bit-op is fast
 - The length of the bit vector: # of records in the base table
 - The *i*-th bit is set if the *i*-th row of the base table has the value for the indexed column
 - not suitable for high cardinality domains
- A recent bit compression technique, Word-Aligned Hybrid (WAH), makes it work for high cardinality domain as well [Wu, et al. TODS'06]

Base table			Index on Region				Index on Type		
Cust	Region	Type	RecID	Asia	Europe	America	RecID	Retail	Dealer
C1	Asia	Retail	1	1	0	0	1	1	0
C2	Europe	Dealer	2	0	1	0	2	0	1
C3	Asia	Dealer	3	1	0	0	3	0	1
C4	America	Retail	4	0	0	1	4	1	0
C5	Europe	Dealer	5	0	1	0	5	0	1

Indexing OLAP Data: Join Indices

- Join index: $JI(R-id, S-id)$ where $R(R-id, \dots) \triangleright \triangleleft S(S-id, \dots)$
- Traditional indices map the values to a list of record ids
 - It materializes relational join in JI file and speeds up relational join
- In data warehouses, join index relates the values of the dimensions of a start schema to rows in the fact table.
 - E.g., fact table: *Sales* and two dimensions *city* and *product*
 - A join index on *city* maintains for each distinct city a list of R-IDs of the tuples recording the Sales in the city
- Join indices can span multiple dimensions



Efficient Processing OLAP Queries

- ❑ **Determine which operations** should be performed on the available cuboids
 - ❑ Transform drill, roll, etc. into corresponding SQL and/or OLAP operations, e.g., dice = selection + projection
- ❑ **Determine which materialized cuboid(s)** should be selected for OLAP op.
 - ❑ Let the query to be processed be on {*brand, province_or_state*} with the condition “*year = 2004*”, and there are 4 materialized cuboids available:
 - 1) {*year, item_name, city*}
 - 2) {*year, brand, country*}
 - 3) {*year, brand, province_or_state*}
 - 4) {*item_name, province_or_state*} where *year = 2004*Which should be selected to process the query?
- ❑ Explore indexing structures and compressed vs. dense array structs in MOLAP


42

OLAP Server Architectures

- ❑ **Relational OLAP (ROLAP)**
 - ❑ Use relational or extended-relational DBMS to store and manage warehouse data and OLAP middle ware
 - ❑ Include optimization of DBMS backend, implementation of aggregation navigation logic, and additional tools and services
 - ❑ Greater scalability
- ❑ **Multidimensional OLAP (MOLAP)**
 - ❑ Sparse array-based multidimensional storage engine
 - ❑ Fast indexing to pre-computed summarized data
- ❑ **Hybrid OLAP (HOLAP)** (e.g., Microsoft SQLServer)
 - ❑ Flexibility, e.g., low level: relational, high-level: array
- ❑ Specialized SQL servers (e.g., Redbricks)
 - ❑ Specialized support for SQL queries over star/snowflake schemas

43

Chapter 4: Data Warehousing and On-line Analytical Processing

- ❑ Data Warehouse: Basic Concepts
- ❑ Data Warehouse Modeling: Data Cube and OLAP
- ❑ Data Warehouse Design and Usage
- ❑ Data Warehouse Implementation
- ❑ Summary 

44

Summary

- ❑ Data warehousing: A multi-dimensional model of a data warehouse
 - ❑ A data cube consists of *dimensions* & *measures*
 - ❑ Star schema, snowflake schema, fact constellations
 - ❑ OLAP operations: drilling, rolling, slicing, dicing and pivoting
- ❑ Data Warehouse Architecture, Design, and Usage
 - ❑ Multi-tiered architecture
 - ❑ Business analysis design framework
 - ❑ Information processing, analytical processing, data mining, OLAM
- ❑ Implementation: Efficient computation of data cubes
 - ❑ Partial vs. full vs. no materialization
 - ❑ Indexing OALP data: Bitmap index and join index
 - ❑ OLAP query processing
 - ❑ OLAP servers: ROLAP, MOLAP, HOLAP

45

References (I)

- ❑ S. Agarwal, R. Agrawal, P. M. Deshpande, A. Gupta, J. F. Naughton, R. Ramakrishnan, and S. Sarawagi. On the computation of multidimensional aggregates. VLDB'96
- ❑ D. Agrawal, A. E. Abbadi, A. Singh, and T. Yurek. Efficient view maintenance in data warehouses. SIGMOD'97
- ❑ R. Agrawal, A. Gupta, and S. Sarawagi. Modeling multidimensional databases. ICDE'97
- ❑ **S. Chaudhuri and U. Dayal. An overview of data warehousing and OLAP technology. ACM SIGMOD Record, 26:65-74, 1997**
- ❑ J. Gray, et al. Data cube: A relational aggregation operator generalizing group-by, cross-tab and sub-totals. Data Mining and Knowledge Discovery, 1:29-54, 1997.
- ❑ A. Gupta and I. S. Mumick. Materialized Views: Techniques, Implementations, and Applications. MIT Press, 1999
- ❑ J. Han. Towards on-line analytical mining in large databases. SIGMOD Record, 1998
- ❑ V. Harinarayan, A. Rajaraman, and J. D. Ullman. Implementing data cubes efficiently. SIGMOD'96

46

References (II)

- ❑ C. Imhoff, N. Gallempo, and J. G. Geiger. Mastering Data Warehouse Design: Relational and Dimensional Techniques. John Wiley, 2003
- ❑ W. H. Inmon. Building the Data Warehouse. John Wiley, 1996
- ❑ R. Kimball and M. Ross. The Data Warehouse Toolkit: The Complete Guide to Dimensional Modeling. 2ed. John Wiley, 2002
- ❑ P. O'Neil and D. Quass. Improved query performance with variant indexes. SIGMOD'97
- ❑ S. Sarawagi and M. Stonebraker. Efficient organization of large multidimensional arrays. ICDE'94
- ❑ P. Valduriez. Join indices. ACM Trans. Database Systems, 12:218-246, 1987.
- ❑ J. Widom. Research problems in data warehousing. CIKM'95.
- ❑ K. Wu, E. Otoo, and A. Shoshani, Optimal Bitmap Indices with Efficient Compression, ACM Trans. on Database Systems (TODS), 31(1), 2006, pp. 1-38.

47